

# LYNX

## BRIDGE SAW



### DESIGN FEATURES

#### HYDRAULIC TILT TABLE

Simplifies loading and unloading with adjustable angles, enhancing safety and efficiency.

#### BLADE COMPATIBILITY

Supports blades up to 550mm, with 400mm recommended for optimal precision and performance.

#### LASER CUTTING GUIDE

Projects a laser line for accurate, error-free cuts, reducing material waste.

#### PENDANT CONTROL STATION

Portable, user-friendly interface for seamless machine operation and adjustments.



TECHNOLOGY & SOLUTIONS  
AUTHORIZED DISTRIBUTOR



[www.machinerytec.com](http://www.machinerytec.com)



(561) 306-9593



FARNESE  
MACHINERY

MARC 5

# Features

Founded in 2000 by the Farnese family, Farnese Australia are designers and manufacturers of stone cutting and polishing machinery in Australia. With an international reputation and decades of combined professional experience, and expertise, in both the stone industry and the local stone machinery manufacturing industry, Farnese are the first choice for stone fabricators. They continue to dominate this field in Australia and overseas with precision and innovation.

The LYNX is our entry level bridge saw, suitable as a primary or secondary saw in any factory. Designed and built for those who require accuracy and versatility, at a price that won't burn a hole in the pocket, the Lynx's simple construction consists of one main beam (the bridge), travelling on two side rails. Precise engineering ensures accurate cuts every time.





# Features

## Cutting Head

The movement of the cutting head on the bridge ( X axis - Cross Travel ) is motorised and equipped with an electronic speed controller. This enables the machine to cut at various speeds, depending on the thickness and hardness of the material being processed.

The up and down movement of the cutting head ( Z axis ) is also motorised, allowing quick and easy adjustment of the blade's level. Limit switches on both the X and Z axis enable simple stroke length setting. The cutting head also allows for pneumatic tilting of the blade to 45° in order to facilitate the cutting of mitres.

## Cutting Modes

From the main menu, the operator has a choice of manual or automatic mode.

The standard automatic mode allows the operator to program and execute multiple cuts of predetermined widths, up to a maximum of 9 different cuts. Each of these individual cuts can be repeated up to 99 times.

Once the start button is pressed, the machine will execute the cuts at the desired speed. The software will automatically add the thickness of the blade at each programmed movement.

In manual mode, the operator can see the position of the blade at any time with the aid of a laser cutting guide and move the bridge in and out at will. The operator can also enter a single measurement, press IN or OUT, and the cutting head will move and stop at the desired position. A press of the START button will begin the cutting process at the programmed speed. Once complete, the cutting head will move up and return to its leftmost limit.


The Lynx can accommodate blades up to a maximum diameter of 550mm, however a 400mm blade is recommended for general use.

A full 360° rotating table enables precision cutting of material. Fixed stopping points are in 45° increments during rotation, however the table can be rotated to any chosen point. For example, should you want to cut at 28° across the workpiece, simply rotate the table to that angle using the laser cutting guide as a visual aid. Once the table is in place, two pneumatic stops can be raised beneath the table to prevent any movement during the cutting process.

The table also has the capability to tilt from 0° to 80° to facilitate the easy loading and unloading of slabs. The tilting function is powered by a set of heavy duty hydraulic pistons.

## Electronic Measuring System

The Lynx is also fitted with a programmable, electronic measuring system that measures the front to back movement ( Y axis - Long Travel ) of the bridge over the side rails. As the operator moves the bridge in and out, the display shows the distance travelled and it can easily be cleared to zero at the touch of a button.



# TECHNICAL SPECIFICATIONS

Dimensions of Installed Machine	Metric	Imperial
Length	5400 mm	212.6 in
Width	4700 mm	185.0 in
Height	2500 mm	98.4 in
Weight	2700 kg	5940 lb

<b>Table</b>	3400 mm	133.9 in
Length	2000 mm	78.7 in
Width	920 mm	36.2 in
Height	YES	YES
Rotation	YES	YES
Tilt		

## Features & Feeds

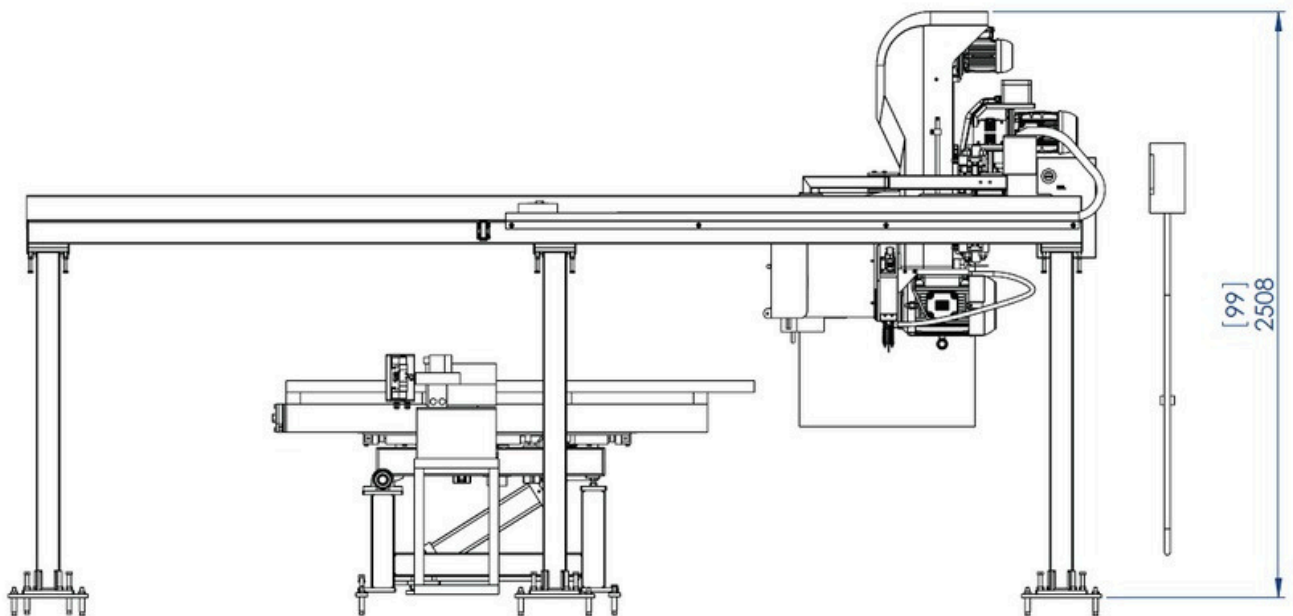
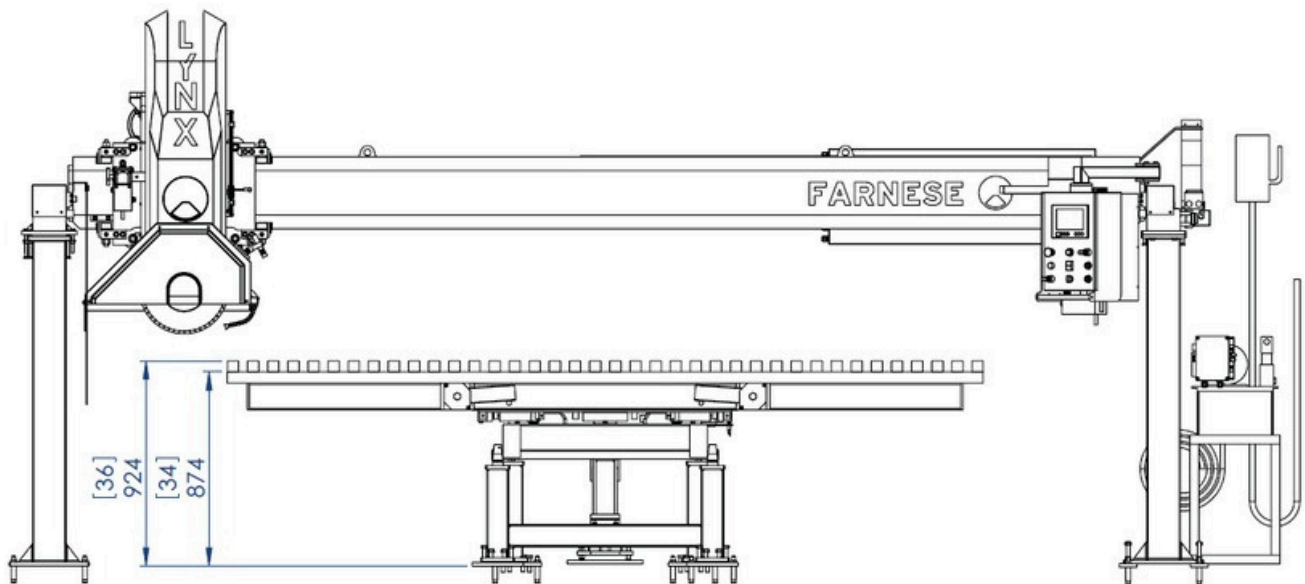
X Stroke (Cross Travel Stroke)	3700 mm	145.7 in
Y Stroke (Long Travel Stroke)	3700 mm	145.7 in
Z Stroke (Head Up and Down)	280 mm	11 in
Wireless Remote	YES	YES
Blade Diameter (Max)	550 mm	22 in
Blade Shaft Diameter	60 mm	2.36 in
Blade Tilt	0-45 Degrees	0-45 Degrees
Manual Lubrication	YES	YES
Back Clamps	YES	YES
Main Spindle Power	11 kW	20 hp
Main Spindle Speed	1440 rpm	1720 rpm
Power Required	400v 3ph 50Hz	208v 3ph 60Hz
	32A + Neutral	50A

CONNECTIONS REQUIRED (SUPPLIED BY CUSTOMER)  
 POWER, WATER, COMPRESSED AIR  
 TOOLING I CONSULT YOUR LOCAL FARNESE DEALER FOR  
 ANY TOOLING REQUIRED



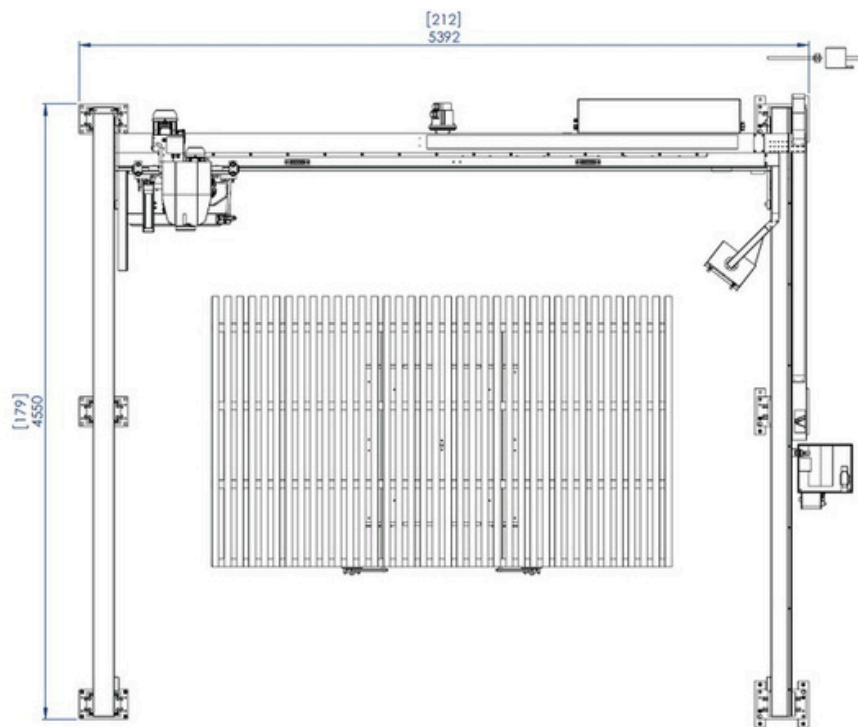
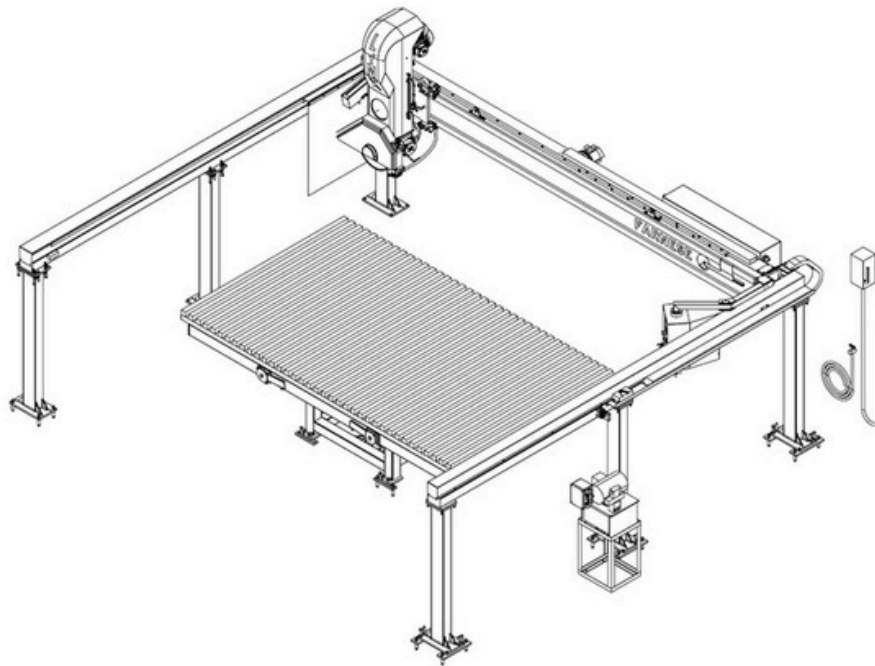
LYNX

# TECHNICAL DRAWING



LYNX

# TECHNICAL DRAWING







# **MACHINERY TEC**

**TECHNOLOGY & SOLUTIONS**  
**AUTHORIZED DISTRIBUTOR**

## **We Know That Support Is Important To You.**

Buying a new machine is a big commitment for anyone and continued support throughout the life of that machine is vital.

Being a local company, Farnese carry a vast array of parts locally to ensure that your machine always has the spares it needs. Enjoy peace of mind knowing that you'll be fully supported by Farnese and we'll always have you covered.

Farnese customers don't need to experience unnecessary machinery downtime waiting for remote assistance from other countries, as all the support and remote assistance is provided locally from our own qualified Technicians.

Our mission here at Farnese is to give you the best support in the industry. As we grow, we continue to recruit more and more qualified technicians to further strengthen our position in the Stone Industry.



**MACHINERY TEC**  
TECHNOLOGY & SOLUTIONS  
AUTHORIZED DISTRIBUTOR



**(561) 306-9593**



**[www.machinerytec.com](http://www.machinerytec.com)**